



Office Ready™
the fastest way to a durable workspace

QUANTUM™ SERIES

Limited
Lifetime
Warranty

The Quantum™ Series offers total flexibility to create administrative, professional or executive office solutions. Exclusive Diamond Coat® work surfaces offer superior resistance to scratches, stains and abrasions, while other surfaces feature a thermally fused laminate finish. Two hutch heights offer the options of either collaboration or privacy. Unique features include personal storage space, technology integration and a wire management system. Install Ready™ construction for quicker assembly. Backed by a limited lifetime warranty.

Quantum meets applicable ANSI/BIFMA safety and performance standards.

Finishes

Modern Cherry
Harvest Cherry

GENERAL SERVICES ADMINISTRATION
Federal Supply Service
Authorized Federal Supply Schedule Price List

On-line access to contract ordering information, terms and conditions, up-to-date pricing, and the option to create an electronic delivery order are available through *GSA Advantage!* a menu-driven database system. The INTERNET address for *GSA Advantage!* is: www.gsaadvantage.gov.

Contract Number: GS-28F-0040V

For more information on ordering from Federal Supply Schedules click on the FSS Schedules button at fss.gsa.gov

Contract Period: July 24, 2009, through July 23, 2014

GSA Schedule
Contract GS-28F-0040V

Bush®
BUSINESS FURNITURE






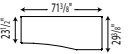

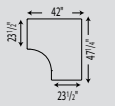

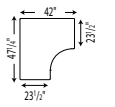

Innovation and Insights since 1959

WORK SURFACES AND EXTENSIONS








Work Surfaces

- Durable Diamond Coat® work surfaces
- PVC edge banding
- Time-saving, Install-Ready™ features

- Desktop grommets, back panel cutouts and wire management troughs
- Bow front on desk has 12¼" overhang; 72 x 30" Desk has 6½" overhang
- 72" Right and Left Desks and Credenzas with Ped have rectangular grommet in desktop that accepts Data Port

DESCRIPTION	FINISH	SKU	LIST PRICE	OVERALL DIMENSIONS (H/W/D)			CARTON DIMENSIONS (H/W/D)			SHPG. WT.	CUBIC MEASURE	UPS			
72" Bow Front Shell <ul style="list-style-type: none"> • Accepts CPU Holder at left or right; Pencil Drawer or Keyboard Shelf at left center, right center, or center; and Monitor Arm in 3" grommet • Accepts Peninsulas, Returns, and 48" Bridge with another desk to form a "U" configuration 	Harvest Cherry	QT0725CS	\$614.00	30"	71"	35½"	¾"	77"	36½"	143 lbs	5.3 ft	YES			
	Modern Cherry	QT0725MC		75.9 cm	181.1 cm	90.0 cm	8.3 cm	195.6 cm	92.7 cm	64.9 kg	0.15 m				
72" x 30" Desk Shell <ul style="list-style-type: none"> • Accepts CPU Holder at left or right; Pencil Drawer or Keyboard Shelf at left center, right center, or center; and Monitor Arm in 3" grommet • Accepts 72" Hutch, Peninsulas, Returns, and 48" Bridge with another desk to form a "U" configuration 	Harvest Cherry	QT0705CS	\$562.00	30"	71"	29¼"	4"	76½"	30½"	135 lbs	5.4 ft	YES			
	Modern Cherry	QT0705MC		75.9 cm	181.1 cm	74.2 cm	10.2 cm	194.9 cm	77.5 cm	61.2 kg	0.15 m				
72" Right Desk w/ Pedestal <ul style="list-style-type: none"> • Accepts CPU Holder next to ped; Articulating Keyboard Shelf at center; Data Port in rectangular grommet, and Monitor Arm in 3" grommet • Accepts 72" Hutch, Peninsulas, Returns, and 48" Bridge with another desk to form a "U" configuration • Ships in two boxes • * Must order both model numbers  	Harvest Cherry	QT0746CS QT0747CS	\$860.00	30"	71"	29¼"	Box 1			95 lbs	4.4 ft	YES			
	Modern Cherry	QT0746MC QT0747MC		75.9 cm	181.1 cm	74.3 cm	¾"	77"	30¼"	8.3 cm	195.6 cm		76.8 cm	43.1 kg	0.12 m
							Box 2			79 lbs	8.2 ft				
							33"	26"	16½"	83.82 cm	66.37 cm		41.91 cm	35.8 kg	0.23 m
72" Left Desk w/ Pedestal <ul style="list-style-type: none"> • Accepts CPU Holder next to ped; Articulating Keyboard Shelf at center; Data Port in rectangular grommet, and monitorarm in 3" grommet • Accepts 72" Hutch Peninsulas, Returns, and 48" Bridge with another desk to form a "U" configuration • Ships in two boxes • * Must order both model numbers  	Harvest Cherry	QT0736CS/ QT0737CS	\$860.00	30"	71"	29¼"	Box 1			95 lbs	4.4 ft	YES			
	Modern Cherry	QT0736MC/ QT0737MC		75.9 cm	181.1 cm	74.3 cm	¾"	77"	30¼"	8.3 cm	195.6 cm		76.8 cm	43.1 kg	0.12 m
							Box 2			79 lbs	8.2 ft				
							33"	26"	16½"	83.82 cm	66.37 cm		41.91 cm	35.8 kg	0.23 m
47" Right Corner Shell <ul style="list-style-type: none"> • Accepts CPU Holder on right outside panels, Articulating Keyboard Shelf in center, and monitor arm in 3" grommet • Accepts Peninsulas, Returns, and 47" Hutch • Two Peninsulas cannot be attached at the same time  	Harvest Cherry	QT0465CS	\$552.00	30"	47½"	42¼"	¾"	52½"	45½"	118 lbs	5.1 ft	YES			
	Modern Cherry	QT0465MC		75.9 cm	120.1 cm	107.0 cm	9.5 cm	133.4 cm	114.6 cm	53.5 kg	0.14 m				
47" Left Corner Shell <ul style="list-style-type: none"> • Accepts CPU Holder on left outside panels, Articulating Keyboard Shelf in center, and monitor arm in 3" grommet • Accepts Peninsulas, Returns, and 47" Hutch • Two Peninsulas cannot be attached at the same time  	Harvest Cherry	QT0455CS	\$552.00	30"	47½"	42¼"	¾"	52½"	45½"	118 lbs	5.1 ft	YES			
	Modern Cherry	QT0455MC		75.9 cm	120.1 cm	107.0 cm	9.5 cm	133.4 cm	114.6 cm	53.5 kg	0.14 m				
72" Credenza Shell <ul style="list-style-type: none"> • Accepts CPU Holder at left or right; Pencil Drawer or Keyboard Shelf at left, center or right; and Monitor Arm in 3" grommet • Accepts 72" Hutch, Returns, Peninsulas, and 48" Bridge with another desk to form a "U" configuration 	Harvest Cherry	QT4725CS	\$486.00	30"	71"	23½"	4"	76½"	24¼"	109 lbs	4.4 ft	YES			
	Modern Cherry	QT4725MC		75.9 cm	181.1 cm	59.4 cm	10.2 cm	194.9 cm	62.6 cm	49.4 kg	0.12 m				

QUANTUM™ (continued)

DESCRIPTION	FINISH	SKU	LIST PRICE	OVERALL DIMENSIONS (H/W/D)			CARTON DIMENSIONS (H/W/D)			SHPG. WT.	CUBIC MEASURE	UPS
72" Right Credenza w/ Pedestal  <ul style="list-style-type: none"> Accepts CPU Holder opposite the ped; Pencil Drawer or Keyboard Shelf at center; and Data Port in rectangular grommet Accepts 72" Hutch, Returns, Peninsulas, and 48" Bridge with another desk to form a "U" configuration Ships in two boxes * Must order both model numbers 	Harvest Cherry	QT4746CS QT4747CS	\$790.00	30" 75.9 cm	71" 181.1 cm	23½" 59.4 cm	Box 1					YES
	Modern Cherry	QT4746MC QT4747MC					3¾" 8.3 cm	77" 195.6 cm	24¼" 63.2 cm	84 lbs 38.1 kg	3.6 ft 0.10 m	
	Box 2											
	33" 83.8 cm	23¾" 58.8 cm					16½" 41.9 cm	79 lbs 35.8 kg	7.3 ft 0.21 m			
72" Left Credenza w/ Pedestal  <ul style="list-style-type: none"> Accepts CPU Holder opposite the ped; Pencil Drawer or Keyboard Shelf at center; and Data Port in rectangular grommet Accepts 72" Hutch, Returns, Peninsulas, and 48" Bridge with another desk to form a "U" configuration Ships in two boxes * Must order both model numbers 	Harvest Cherry	QT4736CS QT4737CS	\$790.00	30" 75.9 cm	71" 181.1 cm	23½" 59.4 cm	Box 1					YES
	Modern Cherry	QT4736MC QT4737MC					3¾" 8.3 cm	77" 195.6 cm	24¼" 63.2 cm	84 lbs 38.1 kg	3.6 ft 0.10 m	
	Box 2											
	33" 83.8 cm	23¾" 58.8 cm					16½" 41.9 cm	79 lbs 35.8 kg	7.3 ft 0.21 m			
48" x 24" Bridge  <ul style="list-style-type: none"> Mounts between two 72" Desks or Credenzas to make a "U" configuration Accepts Pencil Drawer or Keyboard Shelf 	Harvest Cherry	QT6885CS	\$325.00	30" 75.9 cm	47¾" 120.1 cm	23½" 59.4 cm	2¾"	64¼"	24¼"	60 lbs	2.4 ft	YES
	Modern Cherry	QT6885MC					6.7 cm	164.5 cm	63.2 cm	27.2 kg	0.07 m	
42" Right Return w/ Pedestal  <ul style="list-style-type: none"> Accepts CPU Holder next to Ped Mounts on Corner Desks, 72" Desks and 72" Credenzas 	Harvest Cherry	QT6405CS	\$648.00	30" 75.9 cm	42¼" 107.0 cm	23½" 59.4 cm	23"	43½"	24¼"	131 lbs	14.2 ft	YES
	Modern Cherry	QT6405MC					58.4 cm	110.5 cm	62.2 cm	59.4 kg	0.40 m	
42" Left Return w/ Pedestal  <ul style="list-style-type: none"> Accepts CPU Holder next to Ped Mounts on Corner Desks, 72" Desks and 72" Credenzas 	Harvest Cherry	QT6415CS	\$648.00	30" 75.9 cm	42¼" 107.0 cm	23½" 59.4 cm	23"	43½"	24¼"	131 lbs	14.2 ft	YES
	Modern Cherry	QT6415MC					58.4 cm	110.5 cm	62.2 cm	59.4 kg	0.40 m	
30" Right Return  <ul style="list-style-type: none"> Accepts CPU Holder next to panel Mounts on Corner Desks, 72" Desks, and 72" Credenzas 	Harvest Cherry	QT6385CS	\$346.00	30" 75.9 cm	29¼" 74.1 cm	23½" 59.4 cm	4¼"	34"	26¾"	62 lbs	2.2 ft	YES
	Modern Cherry	QT6385MC					10.8 cm	86.4 cm	67.0 cm	28.1 kg	0.06 m	
30" Left Return  <ul style="list-style-type: none"> Accepts CPU Holder next to panel Mounts on Corner Desks, 72" Desks, and 72" Credenzas 	Harvest Cherry	QT6355CS	\$346.00	30" 75.9 cm	29¼" 74.1 cm	23½" 59.4 cm	4¼"	34"	26¾"	62 lbs	2.2 ft	YES
	Modern Cherry	QT6355MC					10.8 cm	86.4 cm	67.0 cm	28.1 kg	0.06 m	

OVERHEAD STORAGE

Overhead Storage

- Hutches have fabric-covered tack board and cutout on the bottom for wire management
- Durable thermally fused laminate surface
- 30" Hutch has wire management grommet in back panel and concealed storage with one adjustable shelf (5 position options)

- Decorative metal frame

DESCRIPTION	FINISH	SKU	LIST PRICE	OVERALL DIMENSIONS (H/W/D)			CARTON DIMENSIONS (H/W/D)			SHPG. WT.	CUBIC MEASURE	UPS
30" Storage Hutch  <ul style="list-style-type: none"> Mounts on 30" Storage File Ships fully assembled 	Harvest Cherry	QT231FCS	\$461.00	37¼" 94.0 cm	28¾" 73.3 cm	14" 35.5 cm	39¾" 100.7 cm	32" 81.3 cm	17¾" 44.77 cm	79 lbs 35.8 kg	12.9 ft .37 m	YES
	Modern Cherry	QT231FMC										

QUANTUM™ (continued)

STORAGE

Storage









- Exclusive Diamond Coat® work surfaces with PVC edge banding; other surfaces made of durable thermally fused laminate
- Time-saving, Install-Ready™ features
- 24" Right and Left Storage Towers have a file drawer for letter- or legal-size files and one box drawer (lock secures both drawers), a locking vertical locker, and a fabric-covered tack board with cutout in back panel for wire management
- 5-Shelf Bookcase has three adjustable shelves for storage flexibility and two fixed shelves for stability
- Tall Storage Tower has one lockable file drawer for letter- or legal-size files and a lockable concealed compartment with one fixed shelf, one adjustable shelf and a coat rod

Filing

- Durable Diamond Coat® top surfaces and PVC edge banding on Lateral File and Storage File
- Time-saving, Install-Ready™ features—files are fully assembled
- Full-extension ball bearing slides
- 72" Right and Left Hand Desks and Credenzas with Ped have two box

drawers each and one file drawer each for letter- or legal-size files; central lock secures bottom two drawers

- 3-Drawer File has two box drawers, one file drawer for letter- or legal-size files, and a central lock that secures bottom two drawers
- Mobile Pedestal with Cushion has thermally fused laminate surfaces, locking file drawer for letter-size files, and a flip-up top that reveals interior storage compartment
- Mobile Pedestal with Cushion has durable fabric-covered cushion on top surface and casters for easy mobility
- 30" Storage File has two box drawers and a lateral file drawer for letter- or legal-size files; central lock secures bottom two drawers
- 30" Storage File is desk-height and has open compartment with removable shelf
- Lateral file is desk-height and has lockable file drawers for letter- or legal-size files
- 42" Right and Left Returns with Ped have two box drawers each and one file drawer each that holds letter- or legal-size files; central lock secures bottom two drawers

DESCRIPTION	FINISH	SKU	LIST PRICE	OVERALL DIMENSIONS (H/W/D)			CARTON DIMENSIONS (H/W/D)			SHPG. WT.	CUBIC MEASURE	UPS
Right Storage Tower  <ul style="list-style-type: none"> • Place next to any 24" deep work surface to complete a 6- or 8-foot footprint • Tack board extrusion accepts Paper Trays or Metal Marker Board • Ships in two boxes • Must order both model numbers 	Harvest Cherry	QT2826CS QT2827CS	\$880.00	53" 134.4 cm	23½" 58.6 cm	23½" 59.4 cm	Box 1					YES
	Modern Cherry	QT2826MC QT2827MC					4" 10.2 cm	57" 144.8 cm	29½" 74.0 cm	67 lbs 30.4 kg	3.8 ft .11 m	
	Box 2											
	34½" 88.0 cm	26½" 67.6 cm					19¼" 48.9 cm	85 lbs 38.6 kg	10.3 ft .29 m			
Left Storage Tower  <ul style="list-style-type: none"> • Place next to any 24" deep work surface to complete a 6- or 8-foot footprint • Tack board extrusion accepts Paper Trays or Metal Marker Board • Ships in two boxes • Must order both model numbers 	Harvest Cherry	QT2836CS QT2837CS	\$880.00	53" 134.4 cm	23½" 58.6 cm	23½" 59.4 cm	Box 1					YES
	Modern Cherry	QT2836MC QT2837MC					4" 10.2 cm	57" 144.8 cm	29½" 74.0 cm	67 lbs 30.4 kg	3.8 ft .11 m	
	Box 2											
	34½" 88.0 cm	26½" 67.6 cm					19¼" 48.9 cm	85 lbs 38.6 kg	10.3 ft .29 m			
Tall Storage Tower  <ul style="list-style-type: none"> • Matches the height of Bookcase and Tall Hutches • Tall Storage Tower door mounts on left or right side • Ships fully assembled 	Harvest Cherry	QT288FCS	\$880.00	67" 169.9 cm	15¼" 40.0 cm	23½" 58.5 cm	71½"	26½"	18½"	142 lbs	20.1 ft	YES
	Modern Cherry	QT288FMC					180.7 cm	66.7 cm	47.31 cm	64.4 kg	.57 m	
30" Storage File  <ul style="list-style-type: none"> • Accepts 30" Storage Hutch • Ships fully assembled 	Harvest Cherry	QT255FCS	\$724.00	30" 75.9 cm	29¼" 74.1 cm	23½" 59.4 cm	34¼"	32"	27¼"	141 lbs	17.3 ft	YES
	Modern Cherry	QT255FMC					87.0 cm	81.3 cm	69.2 cm	64.0 kg	0.49 m	
36" Lateral File  <ul style="list-style-type: none"> • Two Lateral Files side by side accept 72" Hutch • Ships fully assembled 	Harvest Cherry	QT256FCS	\$768.00	30" 75.9 cm	35¼" 90.6 cm	23½" 59.4 cm	33¼"	39¼"	27¼"	148 lbs	21.3 ft	YES
	Modern Cherry	QT256FMC					85.7 cm	99.7 cm	70.5 cm	67.1 kg	0.6 m	
3-Drawer File  <ul style="list-style-type: none"> • Fits under all Quantum Desks and Credenzas • Ships fully assembled 	Harvest Cherry	QT243FCS	\$461.00	28½" 72.5 cm	15¼" 40.0 cm	19¼" 48.5 cm	32¼"	22"	19¼"	76 lbs	8.1 ft	YES
	Modern Cherry	QT243FMC					83.5 cm	55.9 cm	48.9 cm	34.5 kg	0.23 m	
Mobile Pedestal with Cushion  <ul style="list-style-type: none"> • Rolls under all Quantum Desking • Ships fully assembled 	Harvest Cherry	QT211FCS	\$378.00	19½" 49.7 cm	15¼" 40.0 cm	20¼" 51.3 cm	22¼"	23½"	19½"	61 lbs	6 ft	YES
	Modern Cherry	QT211FMC					57.8 cm	59.7 cm	49.5 cm	27.7 kg	0.17 m	
5-Shelf Bookcase  <ul style="list-style-type: none"> • Matches the height of Tall Hutches and Tall Towers 	Harvest Cherry	QT3605CS	\$433.00	67" 169.9 cm	29¼" 74.1 cm	14½" 37.1 cm	5¼"	71"	16"	109 lbs	3.5 ft	YES
	Modern Cherry	QT3605MC					13.3 cm	180.3 cm	40.6 cm	49.4 kg	0.10 m	

QUANTUM™ (continued)

ACCESSORIES

Pencil Drawer/Keyboard







- Full-extension drawer slides
- Drop-down front serves as keyboard shelf
- Includes wide front for use on Bow Front Desk and narrow front for use on other desks

DESCRIPTION	FINISH	SKU	LIST PRICE	OVERALL DIMENSIONS (H/W/D)			CARTON DIMENSIONS (H/W/D)			SHPG. WT.	CUBIC MEASURE	UPS
Pencil Drawer • Mounts on Bow Front Desk, 72" Desk, 72" Credenza and Credenza with Ped 	Black	AC99850	\$153.00	2½"	26½"	15½"	2½"	30½"	15½"	13 lbs 5.9 kg	0.8 ft 0.02 m	YES


BUNDLES

Bundles

Please order all model numbers listed for the configuration of your choice.

DESCRIPTION	FINISH	SKU	LIST PRICE	PRODUCT	OVERALL DIMENSIONS (H/W/D)			CARTON DIMENSIONS (H/W/D)			SHPG. WT.	CUBIC MEASURE	UPS
47" Short Hutch and 47" Right Corner Shell  *Must order both model numbers	Harvest Cherry	QT1475CS QT0465CS	\$1,032.00	47" Short Hutch	23½"	47½"	15½"	5"	51½"	25¼"	54 lbs 24.5 kg	3.8 ft 0.11 m	YES
	Modern Cherry	QT1475MC QT0465MC		Right Corner Shell	30"	47¾"	42½"	3¾"	52½"	45½"	118 lbs 53.5 kg	5.1 ft 0.14 m	
47" Short Hutch and 47" Left Corner Shell  *Must order both model numbers	Harvest Cherry	QT1475CS QT0455CS	\$1,032.00	47" Short Hutch	23½"	47½"	15½"	5"	51½"	25¼"	54 lbs 24.5 kg	3.8 ft 0.11 m	YES
	Modern Cherry	QT1475MC QT0455MC		Left Corner Shell	30"	47¾"	42½"	3¾"	52½"	45½"	118 lbs 53.5 kg	5.1 ft 0.14 m	
47" Tall Hutch and 47" Right Corner Shell  *Must order both model numbers	Harvest Cherry	QT1485CS QT0465CS	\$1,227.00	47" Tall Hutch	37½"	47½"	15½"	51½"	26½"	19¾"	117 lbs 53.1 kg	15.9 ft 0.45 m	YES
	Modern Cherry	QT1485MC QT0465MC		Right Corner Shell	30"	47¾"	42½"	3¾"	52½"	45½"	118 lbs 53.5 kg	5.1 ft 0.14 m	
47" Tall Hutch and 47" Left Corner Shell  *Must order both model numbers	Harvest Cherry	QT1485CS QT0465CS	\$1,227.00	47" Tall Hutch	37½"	47½"	15½"	51½"	26½"	19¾"	117 lbs 53.1 kg	15.9 ft 0.45 m	YES
	Modern Cherry	QT1485MC QT0465MC		Left Corner Shell	30"	47¾"	42½"	3¾"	52½"	45½"	118 lbs 53.5 kg	5.1 ft 0.14 m	
72" Left Credenza with Pedestal & 72" Hutch  *Must order all four model numbers	Harvest Cherry	QT4736CS	\$1,526.00	Left Credenza with Pedestal	30"	71½"	23½"	BOX 1			84 lbs 38.1 kg	3.6 ft 0.10 m	YES
		QT4737CS						3¾"	77"	24¾"			
	QT1726CS	BOX 2			79 lbs 35.8 kg	7.3 ft 0.21 m							
	QT1727CS	33"		23½"			16½"	83.8 cm	58.8 cm	41.9 cm			
Modern Cherry	QT4736MC	72" Hutch	37½"	71½"	15½"	BOX 1			47 lbs 21.3 kg	4.2 ft 15.4 m			
	QT4737MC					3¾"	73½"	26½"			9.53 cm	187.6 cm	67.0 cm
QT1726MC	BOX 2			100 lbs 45.4 kg	15.4 ft 0.44 m								
	QT1727MC	76"	19¾"			18¼"	193.0 cm	48.6 cm	46.4 cm				
72" Right Credenza with Pedestal & 72" Hutch  *Must order all four model numbers	Harvest Cherry	QT4736CS	\$1,526.00	Right Credenza with Pedestal	30"	71½"	23½"	BOX 1			84 lbs 38.1 kg	3.6 ft 0.10 m	YES
		QT4737CS						3¾"	77"	24¾"			
	QT1726CS	BOX 2			79 lbs 35.8 kg	8.2 ft 0.23 m							
	QT1727CS	33"		26½"			18¼"	83.8 cm	66.37 cm	41.9 cm			
Modern Cherry	QT4736MC	72" Hutch	37½"	71½"	15½"	BOX 1			47 lbs 21.3 kg	4.2 ft 15.4 m			
	QT4737MC					3¾"	73½"	26½"			9.53 cm	187.6 cm	67.0 cm
QT1726MC	BOX 2			100 lbs 45.4 kg	15.4 ft 0.44 m								
	QT1727MC	76"	19¾"			18¼"	193.0 cm	48.6 cm	46.4 cm				

QUANTUM™ (continued)

DESCRIPTION	FINISH	SKU	LIST PRICE	PRODUCT	OVERALL DIMENSIONS (H/W/D)			CARTON DIMENSIONS (H/W/D)			SHPG. WT.	CUBIC MEASURE	UPS		
47" Right Corner Shell with Right Peninsula  *Must order both model numbers	Harvest Cherry	QT0465CS QT7465CS	\$898.00	47" Right Corner Shell	30" 75.9 cm	47 3/8" 120.1 cm	42 1/8" 107.0 cm	3 3/4" 9.5 cm	52 1/2" 133.4 cm	45 1/8" 114.6 cm	118 lbs 53.5 kg	5.1 ft 0.14 m	YES		
	Modern Cherry	QT0465MC QT7465MC		Right Peninsula	30" 75.9 cm	47 3/8" 120.8 cm	29 1/4" 74.2 cm	7 1/4" 18.4 cm	57" 144.8 cm	30 3/4" 78.1 cm	53 lbs 24 kg	7.4 ft .21 m			
	Harvest Cherry	QT0455CS QT7455CS		\$898.00	47" Left Corner Shell	30" 75.9 cm	47 3/8" 120.1 cm	42 1/8" 107.0 cm	3 3/4" 9.5 cm	52 1/2" 133.4 cm	45 1/8" 114.6 cm	118 lbs 53.5 kg		5.1 ft 0.14 m	YES
	Modern Cherry	QT0455MC QT7455MC			Left Peninsula	30" 75.9 cm	47 3/8" 120.8 cm	29 1/4" 74.2 cm	7 1/4" 18.4 cm	57" 144.8 cm	30 3/4" 78.1 cm	53 lbs 24 kg		7.4 ft .21 m	



Bush Industries, Inc. • One Mason Drive • PO Box 460 • Jamestown, NY 14702-0460
(800) 727-2874 • Fax: (716) 665-2074 • www.BushBusinessFurniture.com • 30668-37QT 7/09
To receive regular email updates from Bush, please send a request to GSAServices@bushindustries.com
All products and specifications are subject to change without notice.